



About Hours of Service

Omnitracs certifies that Hours of Service is compliant with Federal Motor Carrier Safety Regulation 49 CFR § 395.15.

When you request to see a driver's logs, you can expect the driver to hand you this quick reference card and hold the display unit for you to see. You can view log data in a graph or detailed view.

Note: Drivers are responsible for verifying the accuracy of the logs. Drivers are not able to edit driving time on their electronic logs.

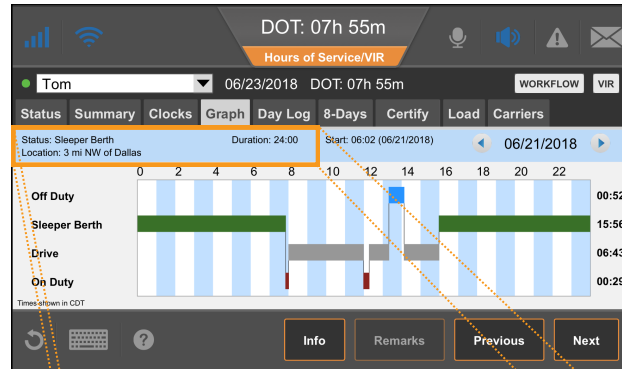
Header Line Information

- At the top, the driver's name is always visible.
- A dot preceding the name indicates the driver's current status:
 - - a bright green dot indicates the active driver.
 - - a dull green dot indicates the inactive driver.
- To view a team driver's status, tap the drop-down list and select a different name.
- The DOT clock displays the lesser of the times remaining on the 8-Hour Rest Break, 11-Hour Driving, 14-Hour On-Duty, and 60-Hour or 70-Hour On-Duty clocks.

Logs Viewed as a Graph

The **Graph** tab visually depicts the duration of each driver's activity over the past 24 hours.

Tap a bar to see details about that activity. The selected bar will turn red.



Status: Sleeper Berth Duration: 24:00
Location: 3 mi NW of Dallas

- Tap the arrow buttons to see data from other days in the current duty cycle.
- Tap the Next and Previous buttons to cycle through the status events.
- Tapping the info button will show you the carrier information for the driver for the selected day.

An orange bar indicates that the duty status occurred during a system or sensor failure. The driver is instructed to keep paper logs during these periods.

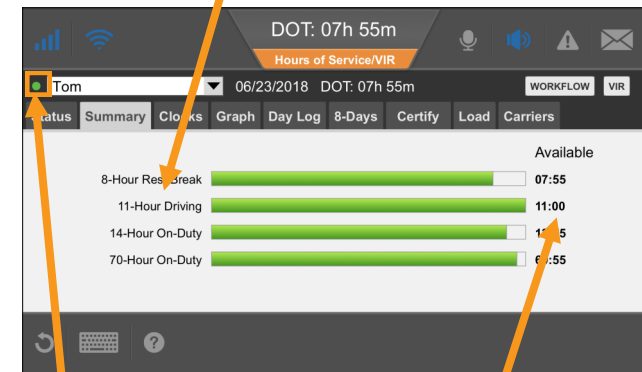
The Status tab shows other important driver information.

The driver's current status, the time it started, and how long the driver has been in this status.

Summary and Status Tabs

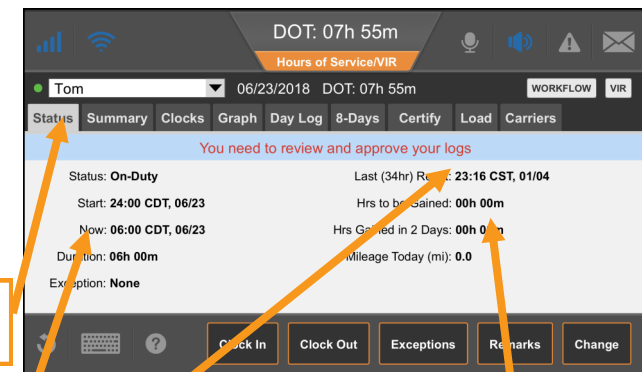
The **Summary** tab shows the time remaining before the driver is in violation of each Hours of Service rule.

For intrastate drivers not subject to the rest break rule, the **8-Hour Rest Break** clock will not appear.



A bright green dot indicates the active driver. A dull green dot indicates an inactive driver.

The time left before the driver is in violation of a Hours of Service rule.



When the driver's last 34hr reset was granted.

Daily hours gained tonight and tomorrow night based on the weekly rule. Also today's mileage

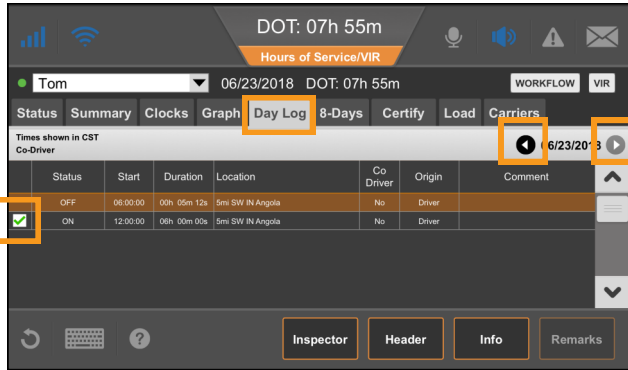
WARNING

Driver—Do not use while vehicle is in motion.

Use of display unit while driving will cause distraction and loss of vehicle control which may lead to serious injury or death.

Day Log Details

The **Day Log** tab lists the driver's activities over the past 24 hours. Tap the arrow buttons to navigate through the records.



- All start times reflect the time zone of the driver's home terminal.
- ✓ indicates the driver has approved the record.
- ! indicates there was a system or sensor failure at the time of this record. Drivers are instructed to keep paper logs in the event of such a failure. Upon notification that the problem is resolved, the driver is instructed to return to using the Omnitracs Hours of Service application.

DRIVER NOTE: If you are out of coverage and need to request a faxed copy of your logs, please call your dispatcher for assistance.

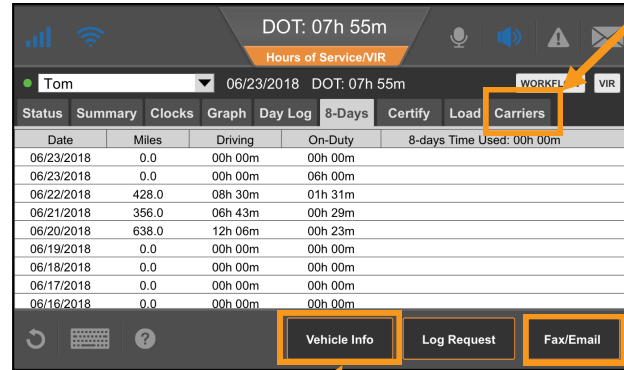
WARNING

Driver—Do not use while vehicle is in motion.

Use of display unit while driving will cause distraction and loss of vehicle control which may lead to serious injury or death.

8-Days (7-Days) Driving and On Duty Totals

The **8-Days (7-Days)** tab shows the total miles driven and the total Driving and On-Duty time for each day in the most recent duty cycle.



View vehicle ID and odometer information.

Go back to a previous date in the cycle.

Go toward a later date in the cycle.



View Remarks for selected status, if remarks exist.

Carriers

Some drivers are set up to select their carrier from this device. If they are, the **Carriers** tab appears. Tap it too see the carrier this driver is working for now.

Request Logs as a Hard Copy

If you prefer a hard copy of the driver's logs, you can request that the logs be emailed or faxed to your office.

1. Tap 8-Days tab.
2. Tap the Fax/Email button.
3. Provide the driver with your email address or fax number and a name to enter in the **Attention** field.

Omnitracs, LLC
717 N. Harwood Street, Suite 1300
Dallas, TX 75201 U.S.A.

© 2012-2016, 2018 Omnitracs, LLC. All rights reserved.
Omnitracs is a trademark of Omnitracs, LLC. All other trademarks are the property of their respective owners.

Omnitracs endeavors to ensure that the information in this document is correct and fairly stated, but Omnitracs is not liable for any errors or omissions. Published information may not be up to date, and it is important to confirm current status with Omnitracs.
This technical data may be subject to U.S. and international export, re-export or transfer (export) laws. Diversion contrary to U.S. and international law is strictly prohibited.

80-JE015-1 Rev. C
January 2018