


IVG Driver Training

Critical Event Reporting



Safety Information



Driver - Do not use while vehicle is in motion.

Use of display unit while driving will cause distraction and loss of vehicle control which may lead to serious injury or death.

You cannot use the IVG to read or type messages while moving.

- Exception: a logged in, non-driving co-driver may use the IVG without restriction.



You can **listen** to messages while driving.

Goals

This presentation covers how to manually trigger a Critical Event.





Critical Event Reporting

Safety and Compliance Services

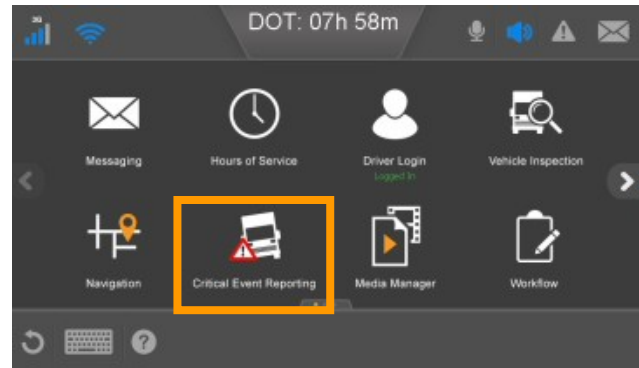
Critical Event Reporting (CER)



CER reports events that could affect safety. These include:

- Hard braking
- Lane departure*
- Roll stability*
- Forward collision warning*
- Following time violation*
- Overspeed and excessive overspeed*
- Manually-triggered events*

*These events require special sensors on the truck. Find out whether your company uses them.



Critical Event Reporting (CER)

You need to understand:

- When critical events are triggered
- What information is sent when a CER is triggered

You need to know how to:

- Manually trigger a critical event
- Know when the IVG has automatically generated a critical event report

When Does the IVG Send a CER?

The system sends a critical event report when:

- A sensor detects an event affecting safety. Depending on your company, these could include: hard braking, roll stability, lane departure, and overspeeding.
- You manually trigger a CER.

CER Information Sent

Information sent includes:

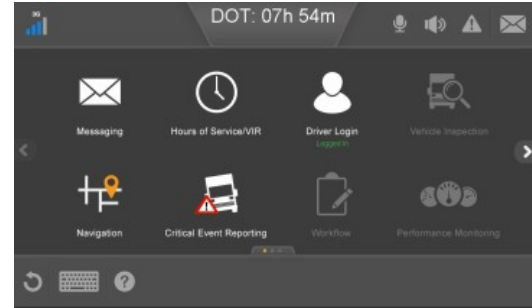
- The vehicle's location when the CER was triggered
- The vehicle's location when the information about the CER was delivered
- The vehicle's speed and other pertinent information for the period starting five minutes before and ending two minutes after the CER was triggered
- The type of event generated (hard braking, manual, etc.)

Manually Trigger a CER

The CER button is available whether you are moving or stopped.

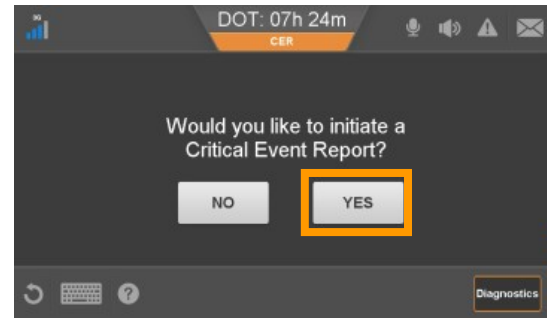


Home screen when stopped

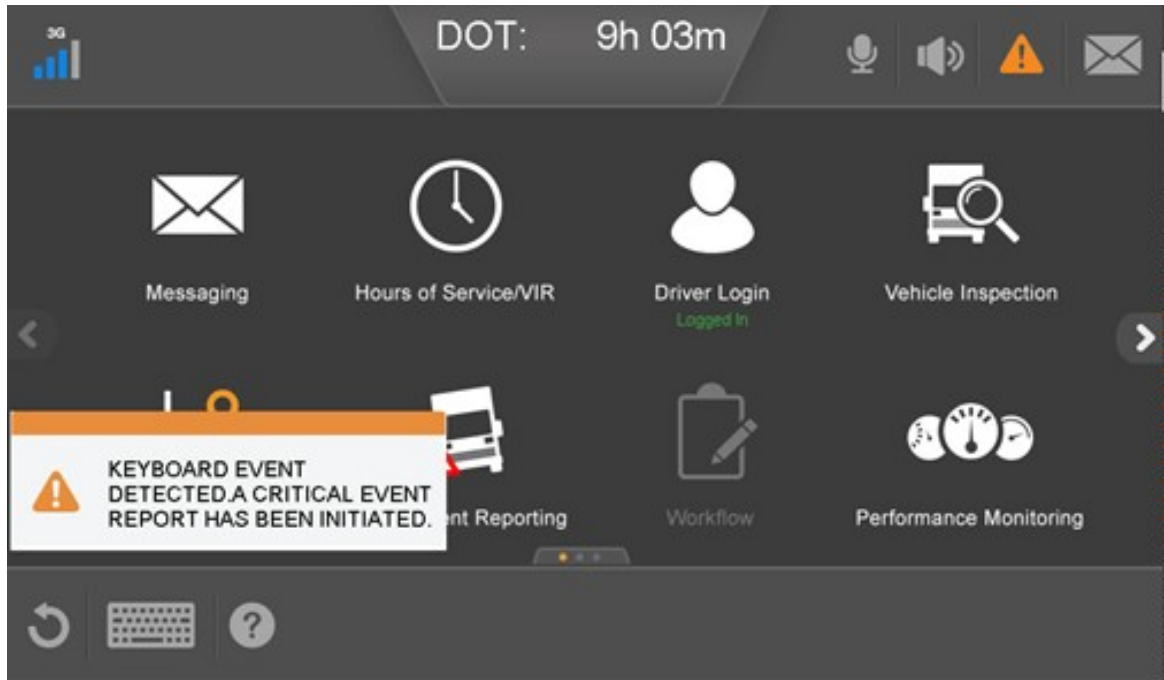


Home screen when moving

1. From the Home screen, tap the Critical Event Reporting button.
2. Tap **Yes**.



When a CER Is Triggered





IVG Driver Training

This concludes the Critical Event Reporting training.